



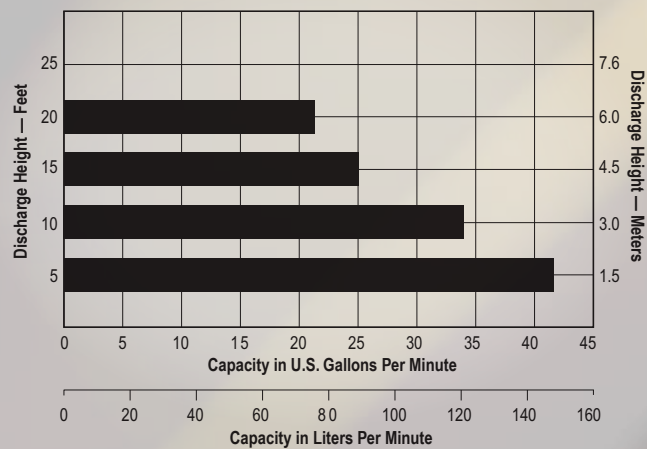
**Innovative Portable Pump**

Keep this portable pump on hand for immediate jobsite dewatering of everything from ditches to manholes. Powered by your truck battery, the Porta-Matic's 1/3 HP motor delivers up to 43 gpm for rapid dewatering and instant priming.

**VERSATILE SOLUTIONS**

- Runs off any 12-volt truck/auto battery
- Fully submersible
- Fits in openings as small as 10" diameter
- Weighs just 33 lbs.
- 30 foot cord
- Whisper-quiet
- Needs no suction hose, engine cranking or gas cans
- Remote waterproof controller for simple, safe operation
- Low 30-amp draw for an hour (average) of operation without restarting engine
- Available with both 1 1/2" NPT or BSPT tapered thread) female connections
- Self-lubricating shaft seal, bearing lubricated for life

**1 1/2" (38mm) Porta-Matic**



**Maximum Flow**

• 43 gpm (163 lpm)

**Maximum Head Pressure**

• 25' (7.6 m)

**Fluid Outlet**

• 1 1/2" NPT or BSP (female)

**Weight**

• 33 lbs (14.37 kg)



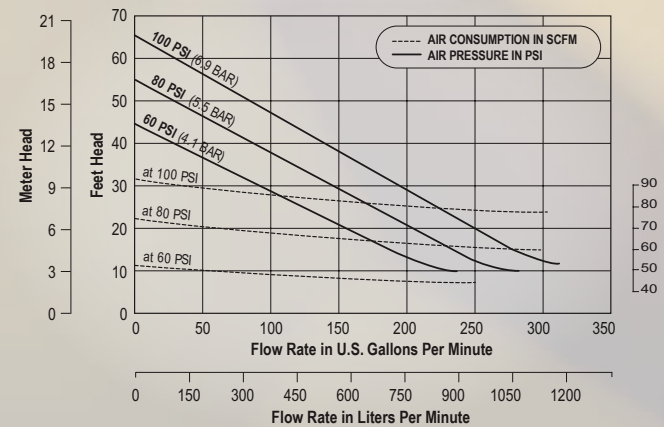
**Fast Dewatering Technology**

When your situation calls for fast dewatering, the SludgeMaster delivers. It provides our highest flow rates — up to 300 gpm — and runs on compressed air for continuous power supply. This trash pump handles everything from mud and leaves to sand and solids without clogging.

**VERSATILE SOLUTIONS**

- Fully submersible
- Weighs 59 lbs
- Won't choke on small trash
- Can run dry without damage
- Handles solids up to 1 1/2"
- Self-draining to prevent damage in subfreezing weather
- Fits in openings as small as 14" diameter
- Self-priming and continuous automatic lubricating
- Optional rock screen for 1/2" solids available
- Fool-proof design that handles abrasive substances with less wear
- Built for rough handling and long life on land, sea or offshore

**3" (76.2mm) SludgeMaster**



**Maximum Flow**

• 300 gpm (1,140 lpm)

**Maximum Discharge Pressure**

• 28 psi (2 bar)

**Max. Solid Particle Size**

• 1 1/2" (38mm)

**Air Inlet**

• 1/2" NPT

**Exhaust Outlet**

• 3/4" NPT

**Fluid Outlet**

• 3" NPT (female)

**Weight**

• 59 lbs (26.76 kg)



# CHOOSING YOUR DEWATERING PUMP

Whether it's a manhole or a mine, dewatering situations demand immediate onsite action. You need a pump with a non-electric power source, small enough to go where you can't, and able to deliver high flow or high pressure to match the logistical demands of the situation.

The Versa-Matic line of submersible pumps delivers. We've assembled the best submersible pumps in the industry, manufactured by IDEX companies. Together, they provide you more options in terms of size, pressure, flow rates and functionality. No matter which submersible pump is right for your application, you'll be able to count on an unsurpassed level of reliability.

| Pump                | Power Source     | Weight  | Minimum Opening | Maximum Flow Rate | Maximum Head Pressure | Materials of Construction |
|---------------------|------------------|---------|-----------------|-------------------|-----------------------|---------------------------|
| <b>Porta-Matic</b>  | 12V auto battery | 33 lbs. | 10" diameter    | 43 gpm            | 25' vertical          | Aluminum                  |
| <b>SludgeMaster</b> | Air-driven       | 59 lbs. | 14" diameter    | 300 gpm           | 65' vertical          | Aluminum                  |

## ADDITIONAL VALUE ADDED PRODUCTS

Versa-Matic offers a complete line of air-operated double diaphragm pumps ranging from 1/4" – 3", in a wide array of styles and materials to handle virtually any application.




### Wilden®

Dimensionally interchangeable with Wilden®. Designed with like dimensions to Wilden® 4, 8, and 15 series units to eliminate the hassle and expense of piping and foot mount changes.



### 2:1 High Pressure

If discharge pressure over 125 psi is required, consider 2:1 ratio pump units which can provide pressures up to 238 psi. Perfect for long vertical runs, filter press feed, or other high pressure applications.



### Screen Mounted


Designed for dewatering applications. Equipped with inlet screen bases which do not allow solids to exceed pump capabilities. Great for mine dewatering, barge cleaning, construction, or other rapid dewatering needs.



### Accessories

To protect your investment consider adding:

- Filter regulator (clean dry air)
- Surge Suppressor (reduce fluid pulsation)
- Pneumatic liquid level control (sump / pit level control)



### FDA / 3A

For food, beverage, dairy and pharmaceutical applications. High polished FDA food processing and 3A sanitary models are available to meet the stringent requirement of those industries.



### Kits

Complete pump rebuild kits are available to make ordering and repair quick and easy. Receive all necessary items for a complete repair in one package to avoid unnecessary downtime.

Wilden® is a registered trademark of Wilden Pump and Engineering Company, a Dover Resources Company. Versa-Matic and its products are not affiliated with Wilden Pump and Engineering Company.



**VERSA-MATIC®**  
Warren Rupp, Inc.  
A Unit of IDEX Corporation  
800 North Main Street  
Mansfield, OH 44902 USA

Phone: 419.526.7296

Fax: 419.526.7289

[www.versamatic.com](http://www.versamatic.com)



**Distributed By:**

© Copyright 2015 Warren Rupp, Inc. All Rights Reserved.

vmsubbro-rev0115